

Pulse-Shape Effects on the Autler-Townes Doublet in Strong-Field Ionization of Atomic Hydrogen

John Emmons, Sean Buczek, K. Bartschat, and A. N. Grum-Grzhimailo

Department of Physics and Astronomy, Drake University, Des Moines, IA 50311, USA

Institute of Nuclear Physics, Moscow State University, Moscow 119991, Russia

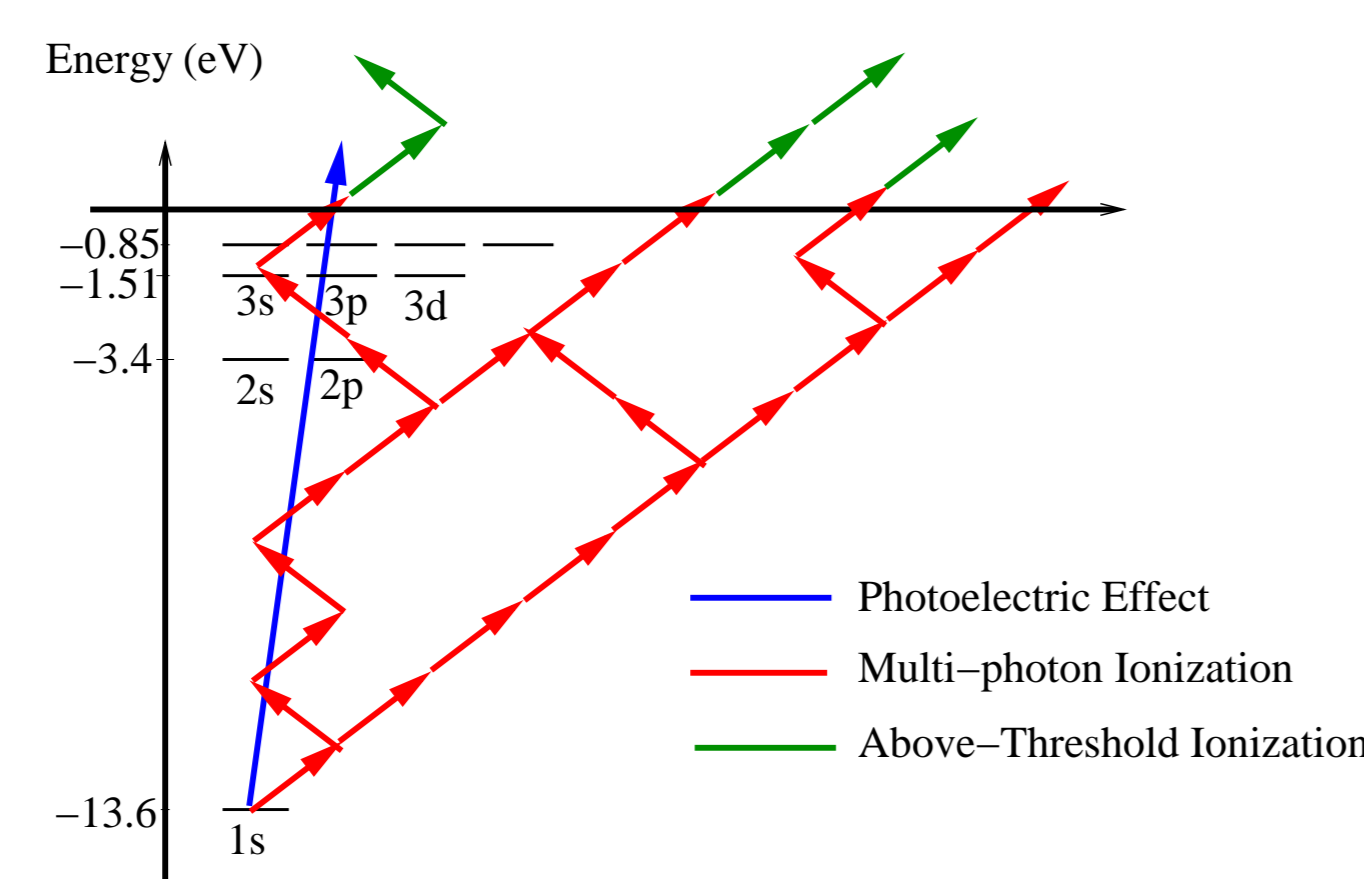
Research Supported by the United States National Science Foundation under PHY-1068140

Abstract

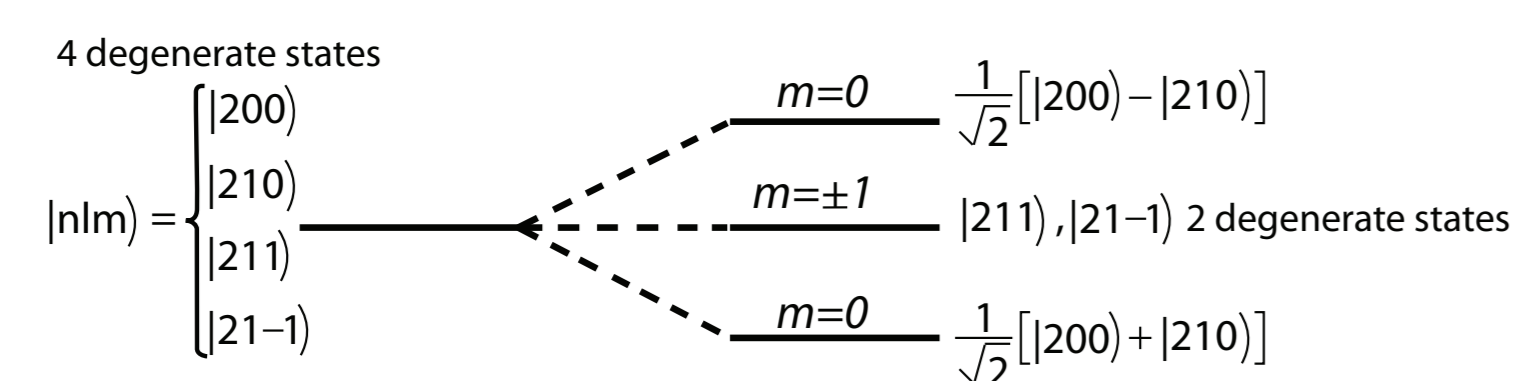
We have applied a newly developed parallelized computer code to treat the ionization of atomic hydrogen by a strong laser pulse. In particular, we studied the effect of the pulse shape, as well as the peak intensity and the central wavelength, on the theoretical results for the so-called Autler-Townes doublet. While the splitting is well known for the quasi-static case, the *dynamic (time-dependent)* Stark effect studied here is much less understood. The strong dependence on the laser pulse found in this work is not only surprising, but may also be a limiting factor for calibrating absolute laser intensities.

Introduction and Motivation

- Very short and intense laser pulses can be used to study the details of (valence) electron interactions in atoms and molecules.
- Typical laser intensities in this field range from 10^{12} to 10^{15} W/cm².
- 10^{14} W/cm² is a million billion times stronger than the radiation that the Earth receives from the Sun directly above us on a clear day.
- Such intensities can rip electrons away from atoms in several ways:
 - Multi-photon ionization
 - Above-threshold ionization
 - Field (tunnel) ionization



The Stark Effect



- The **Stark effect** splits up the energetically degenerate (for fixed n) energy levels in atomic hydrogen by the interaction with a strong external electric field.
- The energy splitting is proportional to the electric field strength.
- For linearly polarized light, we can “see” only the two $m = 0$ levels.
- These levels form the **Autler-Townes doublet** in the energy spectrum of the ejected electron.
- We investigate this doublet in two-photon ionization, where the central frequency of the laser is tuned in such a way that it either hits (0.375 a.u. = 10.2 eV) or just misses (0.350 a.u. = 9.5 eV) the $1s \rightarrow 2s, 2p$ resonance transition as a stepping stone.
- Also, we vary the splitting by ramping on/off the pulse.
- **Notation:** S (T) = \sin^2 (trapezoidal) envelope at ramp-on/off
 $n_1 - n_2 - n_3$: number of cycles for ramp-on–plateau–ramp-off

Numerical Method

- We start with the **Time-Dependent Schrödinger Equation**

$$i\frac{\partial}{\partial t}\Psi(\mathbf{r}, t) = \hat{H}\Psi(\mathbf{r}, t) \quad (1)$$

- In the **Length Form** of the electric dipole operator,

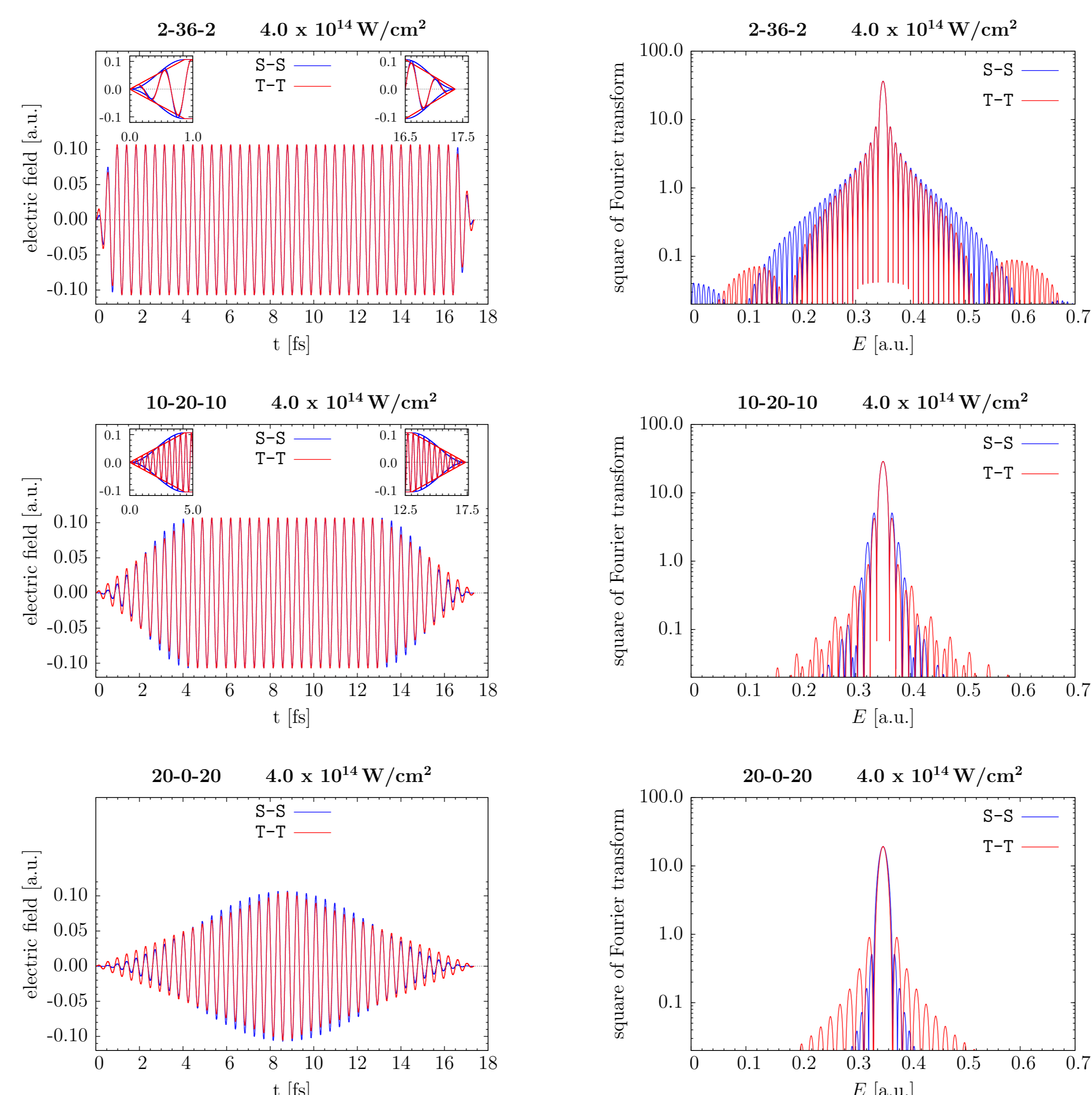
$$\hat{H} = -\frac{1}{2}\nabla^2 - \frac{1}{r} + r \cos(\vartheta)E(t) \quad (2)$$

- We propagate the initial wavefunction $\Psi(\mathbf{r}, t = 0)$ in time using **Finite Differences**.
- We use the **Crank-Nicolson Approximation**

$$\Psi(\mathbf{r}, t + \Delta t) \approx \frac{1 - i\hat{H}\Delta t/2}{1 + i\hat{H}\Delta t/2}\Psi(\mathbf{r}, t) \quad (3)$$

- This is an **implicit** method that allows for large timesteps.

The Field



Conclusions

- The pulse-shape effect only occurs at the **highest intensity studied** (4.0×10^{14} W/cm²).
- It also only occurs **if the pulse is ramped on/off very rapidly**.
- **The ramp-off is far more important than the ramp-on**.
- This suggests possible **interference effects between electrons ejected at different times**.
- **Further work is needed to explain the details**.

Results

